



**Department of  
Job and Family Services**

Mike DeWine, Governor  
Kimberly Hall, Director

The Office of  
Workforce Development

# **WIOA Title I (Adult, Dislocated Worker, and CCMEP WIOA Youth)**

## **Performance Report: Program Year 2019 UNADJUSTED Quarter Two**

# WIOA Title I Performance Report:

## Program Year 2019 UNADJUSTED Quarter Two

The WIOA Title I Performance Report is produced by the Ohio Department of Job and Family Services' Office of Workforce Development for distribution to Local Workforce Area directors, Workforce Development professionals, and WIOA performance contacts and stakeholders. The report contains participant and program data for Program Year 2019 (PY 2019) from Ohio's Workforce Development Case Management System (OWCMS). PY 2019 runs from July 1, 2019 through June 30, 2020.

The report is organized by statewide and by WIOA Local Workforce Area. Each section contains summary performance data and participant demographic data. Additional information and definitions of performance measures, their evaluation, and performance cohorts is in the beginning of this document for reference. A glossary of terms used throughout the report is at the end of this document.

**NOTE:** This is a quarterly report for informational purposes. At the end of each program year, the negotiated standard will be adjusted according to the Statistical Adjustment Model, which accounts for changes in the characteristics of the participants served and economic factors in the WIOA Local Workforce Area. This is an "UNADJUSTED" Quarterly Report which includes the numerator, denominator, and outcome for each measure and contains "TBD" for "To Be Determined" for the columns titled "Adjusted Area Standard" and "Area Results". An "ADJUSTED" Annual Report will be released after PY 2019 and will include the final numerator, denominator, outcome AND the "Adjusted Area Standard" AND the evaluation (e.g., meets, exceeds, or fails) for "Area Results" for each measure not in baseline.

For additional information regarding WIOA Title I performance and reporting, please refer to the program performance website:  
<http://jfs.ohio.gov/owd/WIOA/Performance/index.stm>.

If you have any questions or comments about this report, please contact Daniel Rizo-Patron at 614-466-9881 or [Daniel.Rizo-Patron@jfs.ohio.gov](mailto:Daniel.Rizo-Patron@jfs.ohio.gov) or Roxanne Clark at 614-466-9951 or [Roxanne.Clark@jfs.ohio.gov](mailto:Roxanne.Clark@jfs.ohio.gov). If you have any questions or comments about WIOA Title I, please contact the WIOA QNA Help Desk at [WIOAQNA@jfs.ohio.gov](mailto:WIOAQNA@jfs.ohio.gov).

## WIOA Primary Performance Measures

*For all WIOA Core programs: Adult, Dislocated Worker, Youth, Adult Education and Literacy (ASPIRE), Vocational Rehabilitation and Wagner-Peyser (Wagner-Peyser will be excluded from performance measures 4 and 5):*

**1) Employment 2nd quarter after exit:** the percentage of program participants who are in unsubsidized employment during the second quarter after exit from the program.

**For CCMEP WIOA Youth: Education, training or employment 2nd quarter after exit:** the percentage of program participants who are in education or training activities, or in unsubsidized employment, during the second quarter after exit from the program.

**2) Employment 4th quarter after exit:** the percentage of program participants who are in unsubsidized employment during the fourth quarter after exit from the program.

**For CCMEP WIOA Youth: Education, training or employment 4th quarter after exit:** the percentage of program participants who are in education or training activities, or in unsubsidized employment, during the fourth quarter after exit from the program.

## WIOA Primary Performance Measures (continued)

**3) Median earnings 2nd quarter after exit:** the median earnings of program participants who are in unsubsidized employment during the second quarter after exit from the program.

**4) Credential attainment rate:** the percentage of program participants who obtain a recognized postsecondary credential or a secondary school diploma or its recognized equivalent during participation in or within 1 year after exit from the program. Program participants who obtain a secondary school diploma or its recognized equivalent shall be included in the percentage counted as meeting the criterion if such participants, in addition to obtaining such diploma or its recognized equivalent, have obtained or retained employment or are in an education or training program leading to a recognized postsecondary credential within 1 year after exit from the program.

**5) Measurable skill gains:** the percentage of program participants who, during a program year, are in an education or training program that leads to a High School Diploma or its Equivalency, a recognized postsecondary credential or employment and who are achieving documented academic, technical, occupational, or other forms of progress, towards such a credential or employment. Gains will be based on attainment of one of the following: 1) gain in at least one educational functioning level; 2) High School Diploma or its Equivalency; 3) secondary/post-secondary transcript/report card showing that the participant is achieving the state unit's policies for academic standards; 4) satisfactory or better progress report towards established milestones from the employer/training provider who is providing training; or 5) successful completion of an exam that is required for a particular occupation, or progress in attaining technical or occupational skills as evidenced by trade-related benchmarks such as knowledge-based exams.

# WIOA Methodology for Assessing Performance as detailed in Ohio Combined State Plan

Under WIOA, official performance evaluation only occurs annually. After the end of the program year an adjustment of an area's performance standard(s) may occur as a result of updated demographic and economic indicators by means of the USDOL's statistical adjustment model. Only after this adjustment process is complete can an official evaluation of an area's performance be accomplished (TEGL 9-17).

Performance on an individual measure will be interpreted based on the position of the outcome relative to the local area performance standard using the Exceeds, Meets, and Fails criteria defined below. Achieving a '**Meets**' or '**Exceeds**' on all individual measures constitutes local workforce area success. Obtaining a '**Fails**' on any individual measure constitutes local workforce area failure.

**Exceeds:** When the actual local area performance achieved against an individual performance measure is in excess of 105 percent of the performance standard for the measure

**Meets:** When the actual local area performance achieved against an individual performance measure falls in the range of 90 to 105 percent of the performance standard for the measure

**Fails:** When the actual local area performance achieved against an individual performance measure is less than 90 percent of the performance standard

**Note:** For PY 2019 there will be a lowered implementation threshold for the "meet" level for CCMEP WIOA Youth; the threshold will be set at 80% of the standard.

WIOA Performance Measure Cohorts	Program Year 2019				When Performance Evaluation Occurs
	July 2019 - June 2020				
Performance Measures are Evaluated and Reported by Quarter and by Program Year	1st Qtr PY 19	2nd Qtr PY 19	3rd Qtr PY 19	4th Qtr PY 19	
Employment 2nd Quarter After Exit	Jul-Sept 2018	Oct-Dec 2018	Jan-Mar 2019	Apr-Jun 2019	After Exit
Employment 4th Quarter After Exit	Jan-Mar 2018	Apr-Jun 2018	Jul-Sep 2018	Oct-Dec 2018	After Exit
(Youth) Education, Training or Employment 2nd Quarter After Exit	Jul-Sept 2018	Oct-Dec 2018	Jan-Mar 2019	Apr-Jun 2019	After Exit
(Youth) Education, Training or Employment 4th Quarter After Exit	Jan-Mar 2018	Apr-Jun 2018	Jul-Sep 2018	Oct-Dec 2018	After Exit
Median Earnings 2nd Quarter after Exit	Jul-Sept 2018	Oct-Dec 2018	Jan-Mar 2019	Apr-Jun 2019	After Exit
Credential Attainment	Jan-Mar 2018	Apr-Jun 2018	Jul-Sep 2018	Oct-Dec 2018	After Exit
Measurable Skill Gains	Jul-Sept 2019	Oct-Dec 2019	Jan-Mar 2020	Apr-Jun 2020	During Enrollment

The columns indicate WHEN a measure's evaluation and reporting occurs (e.g., Quarter 1 of Program Year 2019). The rows indicate which measure and the COHORT that will be measured (e.g., those who exited the program between July 2018 and September 2018 will be evaluated for the "Employment 2nd Quarter After Exit" measure, in Quarter 1 of Program Year 2019). The Cohort date range will be determined by the "When Performance Evaluation Occurs" column; if it is "After Exit", then the cohort dates will be the participants' exit date range, if it is "During Enrollment" then the cohort dates will indicate the enrollment period.

<b>Statewide</b>	<b>UNADJUSTED Quarterly WIOA Performance Report PY 2019 Q2</b>
------------------	--

Group	Performance Measure	Statewide Numerator	Statewide Denominator	Statewide Rate	Statewide Standard
-------	---------------------	---------------------	-----------------------	----------------	--------------------

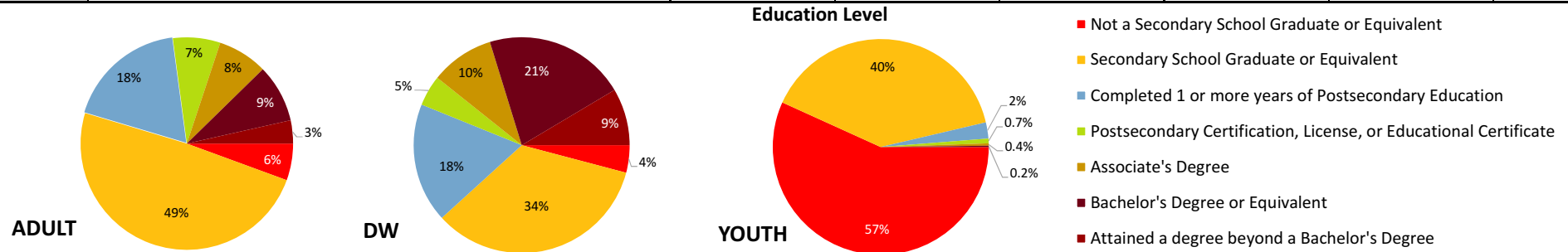
<b>Adult</b>	<b>Employment 2nd Quarter after Exit</b>	2,858	3,360	85.1%	79.0%
	<i>Cohort Period: 7/1/2018-12/31/2018</i>				
	<b>Employment 4th Quarter after Exit</b>	2,832	3,510	80.7%	76.0%
	<i>Cohort Period: 1/1/2018-6/30/2018</i>				
	<b>Median Earnings 2nd Quarter after Exit</b>		2,858	\$6,721	\$5,700
	<i>Cohort Period: 7/1/2018-12/31/2018</i>				
<b>Credential Attainment</b>	701	967	72.5%	60.0%	
<i>Cohort Period: 1/1/2018-6/30/2018</i>					
<b>Measurable Skill Gains</b>	1,025	3,225	31.8%	Baseline	
<i>Cohort Period: 7/1/2019-12/31/2019</i>					

<b>Dislocated Worker</b>	<b>Employment 2nd Quarter after Exit</b>	827	946	87.4%	84.0%
	<i>Cohort Period: 7/1/2018-12/31/2018</i>				
	<b>Employment 4th Quarter after Exit</b>	1,000	1,165	85.8%	82.0%
	<i>Cohort Period: 1/1/2018-6/30/2018</i>				
	<b>Median Earnings 2nd Quarter after Exit</b>		827	\$8,196	\$8,000
	<i>Cohort Period: 7/1/2018-12/31/2018</i>				
<b>Credential Attainment</b>	352	431	81.7%	64.0%	
<i>Cohort Period: 1/1/2018-6/30/2018</i>					
<b>Measurable Skill Gains</b>	223	706	31.6%	Baseline	
<i>Cohort Period: 7/1/2019-12/31/2019</i>					

<b>CCMEP WIOA Youth</b>	<b>Education, Training, or Employment 2nd Quarter after Exit</b>	1,308	1,757	74.4%	67.0%
	<i>Cohort Period: 7/1/2018-12/31/2018</i>				
	<b>Education, Training, or Employment 4th Quarter after Exit</b>	1,177	1,605	73.3%	65.0%
	<i>Cohort Period: 1/1/2018-6/30/2018</i>				
	<b>Median Earnings 2nd Quarter after Exit</b>		1,259	\$3,040	Baseline
	<i>Cohort Period: 7/1/2018-12/31/2018</i>				
<b>Credential Attainment</b>	407	827	49.2%	55.0%	
<i>Cohort Period: 1/1/2018-6/30/2018</i>					
<b>Measurable Skill Gains</b>	622	3,848	16.2%	Baseline	
<i>Cohort Period: 7/1/2019-12/31/2019</i>					

## UNADJUSTED Quarterly WIOA Performance Report PY 2019 Q2

UNADJUSTED Quarterly WIOA Performance Report PY 2019 Q2							
Statewide		Counts			Percentages		
(July 1, 2019 - December 31, 2019)		Adult	Dislocated Worker	CCMEP WIOA Youth	Adult	Dislocated Worker	CCMEP WIOA Youth
SUMMARY INFORMATION							
Total Participants Served		9,991	3,498	7,300			
<b>Veterans Served</b>		<b>423</b>	<b>177</b>	<b>8</b>	<b>4.2%</b>	<b>5.1%</b>	<b>0.1%</b>
Total Participants Exited		2,687	950	1,967	26.9%	27.2%	26.9%
Total New PY19 Enrollees		4,226	1,510	1,541	42.3%	43.2%	21.1%
PARTICIPANT DEMOGRAPHICS <sup>1</sup>							
Gender	Male	4,569	1,655	2,751	45.7%	47.3%	37.7%
	Female	5,261	1,737	4,497	52.7%	49.7%	61.6%
	Did not disclose	161	106	52	1.6%	3.0%	0.7%
Age	<16	3	0	469	0.0%	0.0%	6.4%
	16 - 18	82	1	2,301	0.8%	0.0%	31.5%
	19 - 24	1,535	59	4,276	15.4%	1.7%	58.6%
	25 - 44	5,151	1,345	254	51.6%	38.5%	3.5%
	45 - 54	1,551	908	0	15.5%	26.0%	0.0%
	55 - 59	768	572	0	7.7%	16.4%	0.0%
	60+	901	613	0	9.0%	17.5%	0.0%
Status	In-School Youth (Youth Only)	NA	NA	2,332	NA	NA	31.9%
	Out-of-School Youth (Youth Only)	NA	NA	4,968	NA	NA	68.1%
Ethnicity/Race	Hispanic/Latino	408	149	396	4.1%	4.3%	5.4%
	American Indian/Alaskan Native	71	16	66	0.7%	0.5%	0.9%
	Asian	124	38	53	1.2%	1.1%	0.7%
	Black/African American	5,149	1,176	3,616	51.5%	33.6%	49.5%
	Native Hawaiian/Pacific Islander	35	149	11	0.4%	4.3%	0.2%
	White	4,142	2,060	3,522	41.5%	58.9%	48.2%
Education Level	More than One Race	361	100	482	3.6%	2.9%	6.6%
	Not a Secondary School Graduate or Equivalent	560	144	4,145	5.6%	4.1%	56.8%
	Secondary School Graduate or Equivalent	4,899	1,193	2,888	49.0%	34.1%	39.6%
	Completed 1 or more years of Postsecondary Education	1,824	627	177	18.3%	17.9%	2.4%
	Postsecondary Certification, License, or Educational Certificate	717	161	52	7.2%	4.6%	0.7%
	Associate's Degree	760	333	26	7.6%	9.5%	0.4%
	Bachelor's Degree or Equivalent	877	741	12	8.8%	21.2%	0.2%
Attained a degree beyond a Bachelor's Degree	354	299	0	3.5%	8.5%	0.0%	



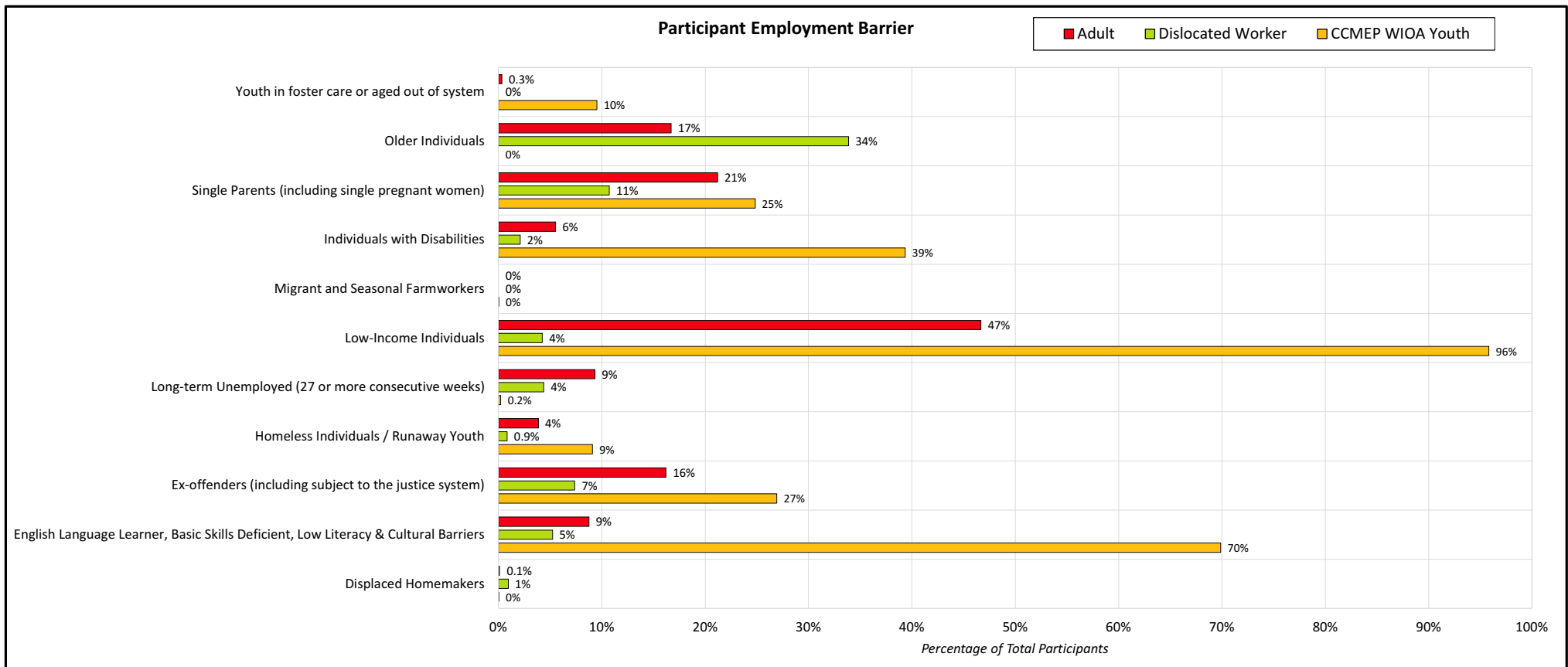
<sup>1</sup>Participant information is based on data given at the point of entry into the program.



## UNADJUSTED Quarterly WIOA Performance Report PY 2019 Q2

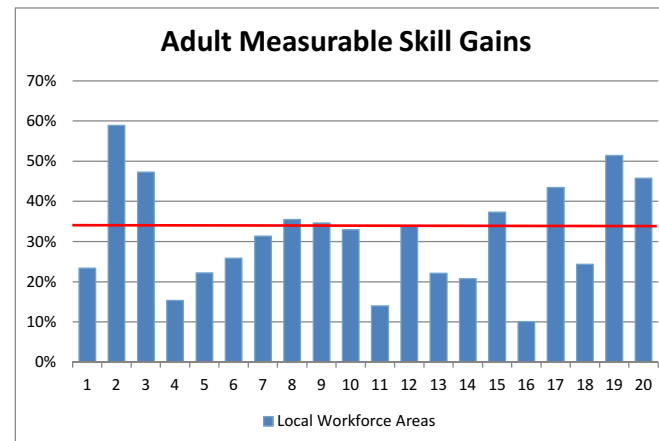
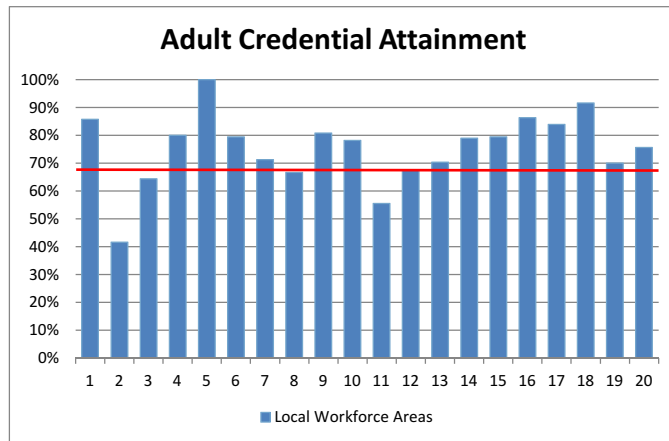
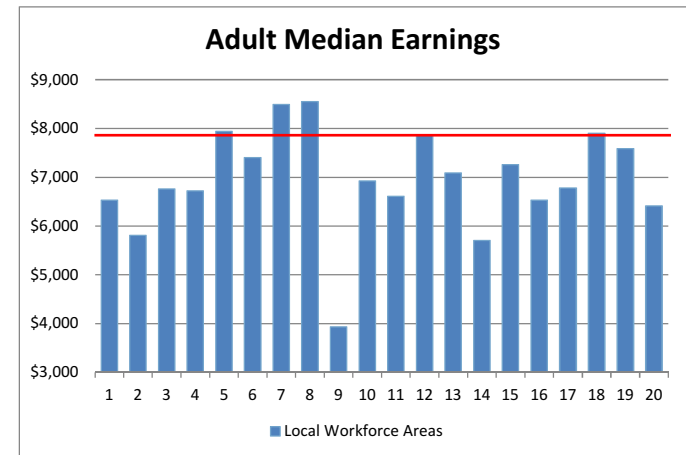
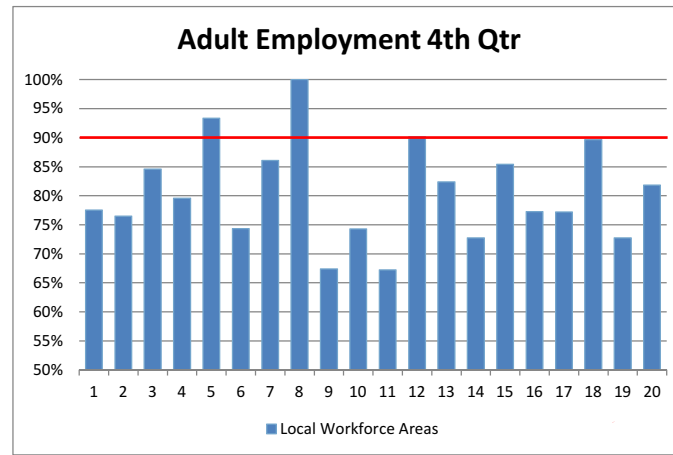
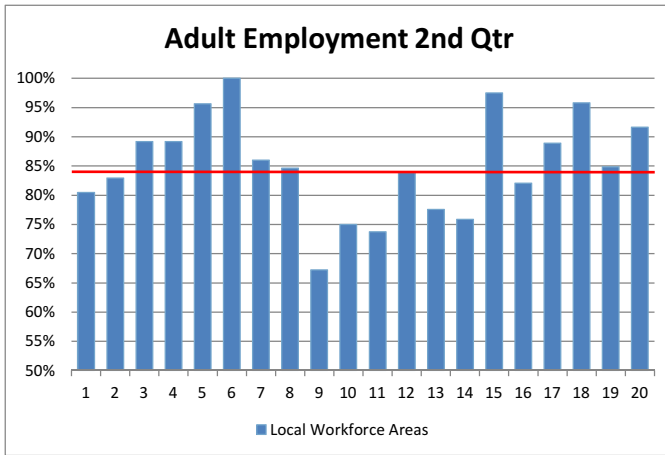
UNADJUSTED Quarterly WIOA Performance Report PY 2019 Q2						
Statewide	Counts			Percentages		
(July 1, 2019 - December 31, 2019)	Adult	Dislocated Worker	CCMEP WIOA Youth	Adult	Dislocated Worker	CCMEP WIOA Youth
<b>SUMMARY INFORMATION</b>						
Total Participants Served	9,991	3,498	7,300			
<b>PARTICIPANT EMPLOYMENT BARRIER<sup>2</sup></b>						
Displaced Homemakers	10	33	1	0.1%	0.9%	0.0%
English Language Learner, Basic Skills Deficient, Low Literacy & Cultural Barriers	876	183	5,101	8.8%	5.2%	69.9%
Ex-offenders (including subject to the justice system)	1,618	258	1,966	16.2%	7.4%	26.9%
Homeless Individuals / Runaway Youth	386	29	664	3.9%	0.8%	9.1%
Long-term Unemployed (27 or more consecutive weeks)	932	153	15	9.3%	4.4%	0.2%
Low-Income Individuals	4,664	148	6,995	46.7%	4.2%	95.8%
Migrant and Seasonal Farmworkers	0	0	1	0.0%	0.0%	0.0%
Individuals with Disabilities	551	74	2,873	5.5%	2.1%	39.4%
Single Parents (including single pregnant women)	2,118	375	1,813	21.2%	10.7%	24.8%
Older Individuals	1,669	1,185	0	16.7%	33.9%	0.0%
Youth in foster care or aged out of system	33	0	695	0.3%	0.0%	9.5%

<sup>2</sup>Barriers to Employment are determined at the point of entry into the program.



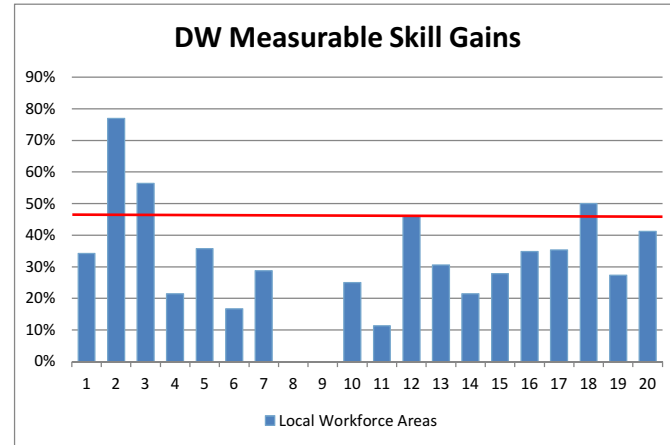
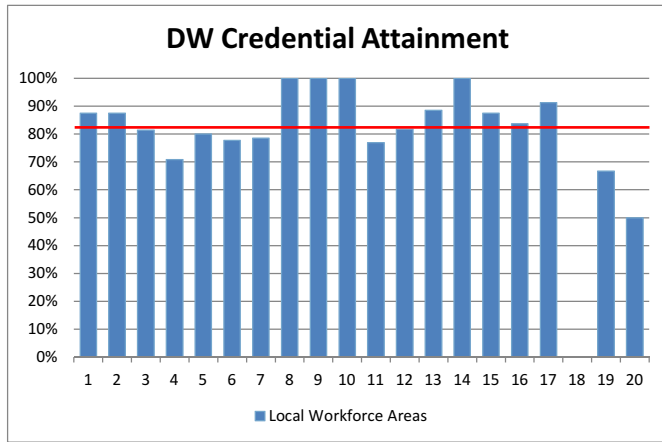
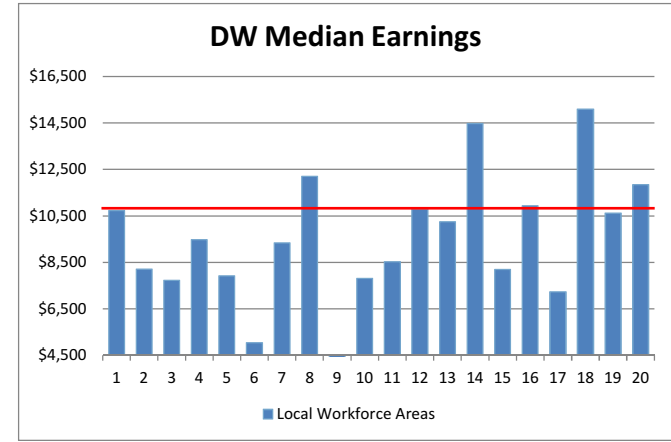
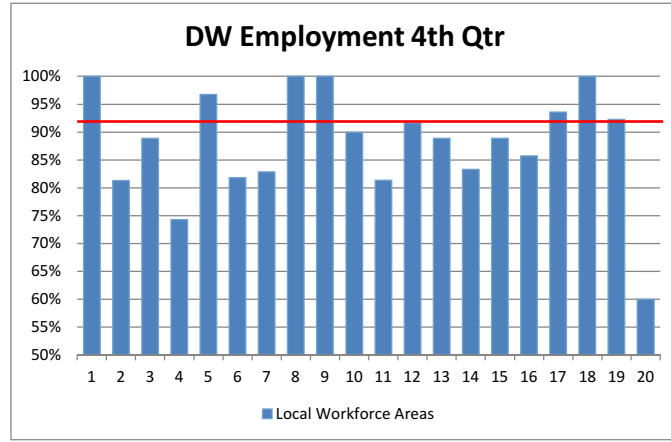
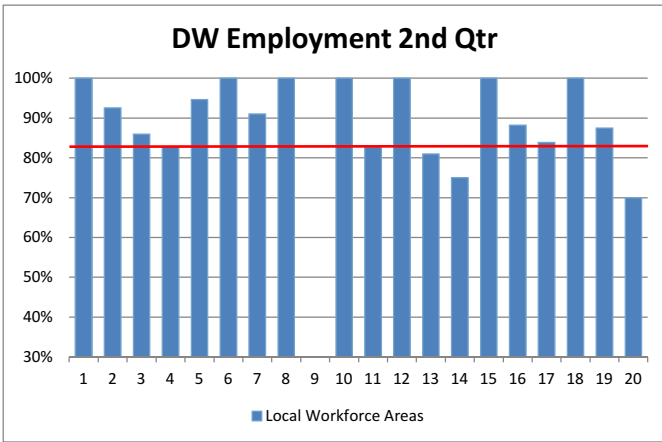
# UNADJUSTED Quarterly WIOA Performance Report PY 2019 Q2

## Adult Performance Measures Area Comparison Charts



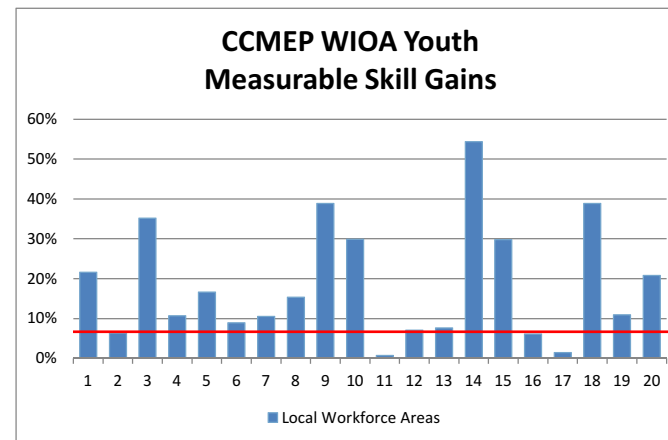
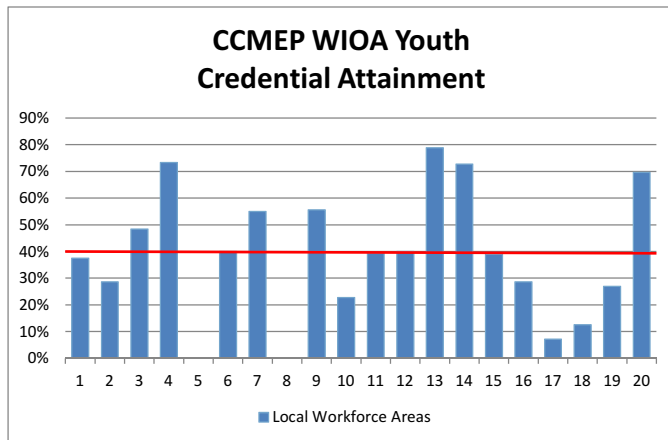
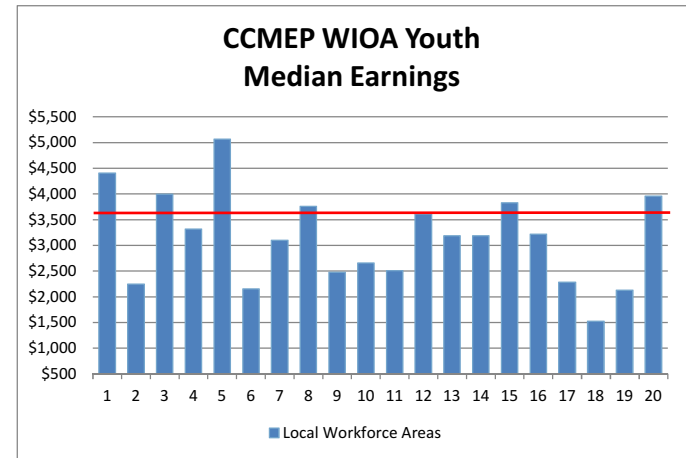
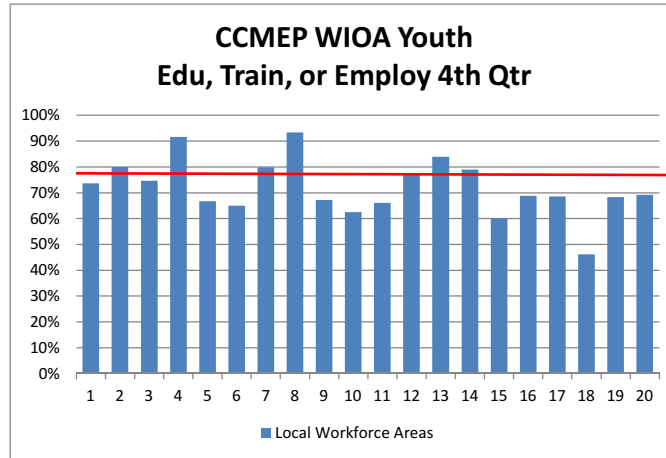
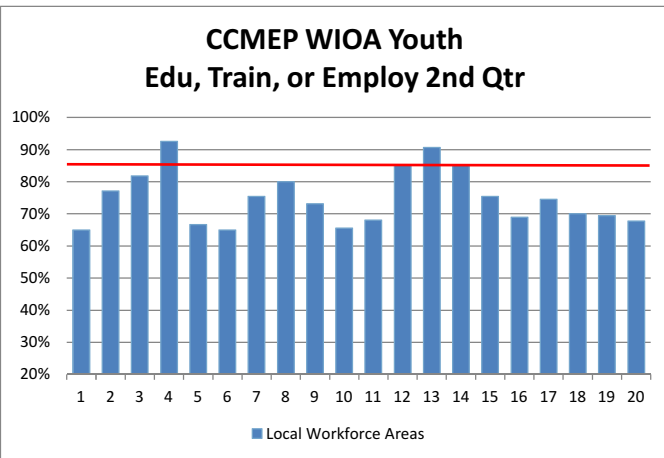
# UNADJUSTED Quarterly WIOA Performance Report PY 2019 Q2

## Dislocated Worker Performance Measures Area Comparison Charts



# UNADJUSTED Quarterly WIOA Performance Report PY 2019 Q2

## Youth Performance Measures Area Comparison Charts



Group	Performance Measure	Area Numerator	Area Denominator	Area Rate	Statewide Rate	Negotiated Area Standard	Adjusted Area Standard	Unadjusted "Meets" Level	Unadjusted "Exceeds" Level	Area Results*
Adult	Employment 2nd Quarter after Exit <i>Cohort Period: 7/1/2018-12/31/2018</i>	52	62	83.9%	85.1%	86.0%	TBD	77.4%	90.3%	TBD
	Employment 4th Quarter after Exit <i>Cohort Period: 1/1/2018-6/30/2018</i>	55	61	90.2%	80.7%	84.0%	TBD	75.6%	88.2%	TBD
	Median Earnings 2nd Quarter after Exit <i>Cohort Period: 7/1/2018-12/31/2018</i>		52	\$7,856	\$6,721	\$5,700	TBD	\$5,130	\$5,985	TBD
	Credential Attainment <i>Cohort Period: 1/1/2018-6/30/2018</i>	29	43	67.4%	72.5%	72.0%	TBD	64.8%	75.6%	TBD
	Measurable Skill Gains <i>Cohort Period: 7/1/2019-12/31/2019</i>	47	139	33.8%	31.8%	Baseline	Baseline	Baseline	Baseline	Baseline
Dislocated Worker	Employment 2nd Quarter after Exit <i>Cohort Period: 7/1/2018-12/31/2018</i>	21	21	100.0%	87.4%	86.0%	TBD	77.4%	90.3%	TBD
	Employment 4th Quarter after Exit <i>Cohort Period: 1/1/2018-6/30/2018</i>	22	24	91.7%	85.8%	84.0%	TBD	75.6%	88.2%	TBD
	Median Earnings 2nd Quarter after Exit <i>Cohort Period: 7/1/2018-12/31/2018</i>		21	\$10,779	\$8,196	\$9,000	TBD	\$8,100	\$9,450	TBD
	Credential Attainment <i>Cohort Period: 1/1/2018-6/30/2018</i>	18	22	81.8%	81.7%	75.0%	TBD	67.5%	78.8%	TBD
	Measurable Skill Gains <i>Cohort Period: 7/1/2019-12/31/2019</i>	29	63	46.0%	31.6%	Baseline	Baseline	Baseline	Baseline	Baseline
CCMEP WIOA Youth	Education, Training, or Employment 2nd Quarter after Exit <i>Cohort Period: 7/1/2018-12/31/2018</i>	29	34	85.3%	74.4%	70.0%	TBD	56.0%	73.5%	TBD
	Education, Training, or Employment 4th Quarter after Exit <i>Cohort Period: 1/1/2018-6/30/2018</i>	31	40	77.5%	73.3%	68.0%	TBD	54.4%	71.4%	TBD
	Median Earnings 2nd Quarter after Exit <i>Cohort Period: 7/1/2018-12/31/2018</i>		26	\$3,609	\$3,040	Baseline	Baseline	Baseline	Baseline	Baseline
	Credential Attainment <i>Cohort Period: 1/1/2018-6/30/2018</i>	4	10	40.0%	49.2%	60.0%	TBD	48.0%	63.0%	TBD
	Measurable Skill Gains <i>Cohort Period: 7/1/2019-12/31/2019</i>	8	113	7.1%	16.2%	Baseline	Baseline	Baseline	Baseline	Baseline

\* For definitions of terms used in this report, see glossary starting on page 95.

Area 12 Offices

UNADJUSTED Quarterly WIOA Performance Report PY 2019 Q2

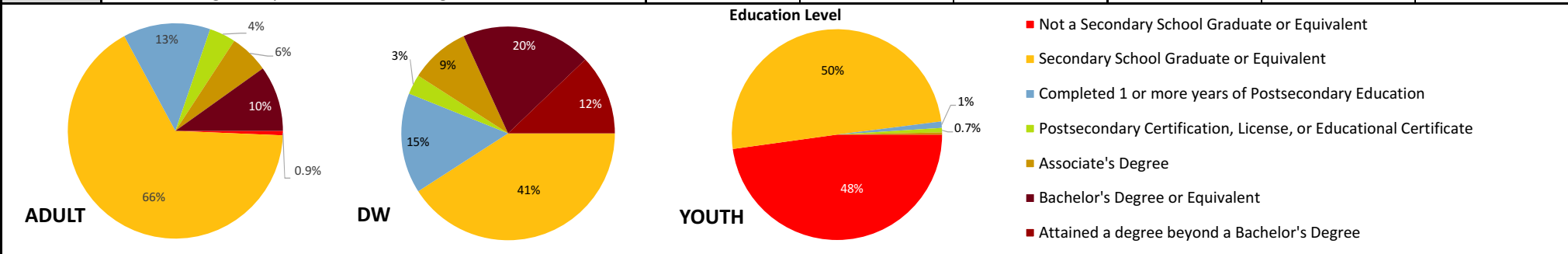
Adult Office	Employment 2nd Qtr after Exit			Employment 4th Qtr after Exit			Median Earnings	Credential Attainment			Measurable Skill Gains		
	Num	Den	Rate	Num	Den	Rate	Rate	Num	Den	Rate	Num	Den	Rate
12-0-1 OhioMeansJobs Butler County	25	27	92.6%	22	25	88.0%	\$7,929	12	21	57.1%	33	91	36.3%
12-0-2 OhioMeansJobs Warren County	7	8	87.5%	10	10	100.0%	\$8,436	1	2	50.0%	1	27	3.7%
12-0-3 OhioMeansJobs Clermont County	20	27	74.1%	23	26	88.5%	\$7,661	16	20	80.0%	13	21	61.9%

Dislocated Worker Office	Employment 2nd Qtr after Exit			Employment 4th Qtr after Exit			Median Earnings	Credential Attainment			Measurable Skill Gains		
	Num	Den	Rate	Num	Den	Rate	Rate	Num	Den	Rate	Num	Den	Rate
12-0-1 OhioMeansJobs Butler County	8	8	100.0%	13	13	100.0%	\$14,610	9	11	81.8%	21	41	51.2%
12-0-2 OhioMeansJobs Warren County	4	4	100.0%	5	7	71.4%	\$10,886	6	7	85.7%	1	11	9.1%
12-0-3 OhioMeansJobs Clermont County	9	9	100.0%	4	4	100.0%	\$6,925	3	4	75.0%	7	11	63.6%

CCMEP WIOA Youth Office	Edu/Train/Employ 2nd Qtr after Exit			Edu/Train/Employ 4th Qtr after Exit			Median Earnings	Credential Attainment			Measurable Skill Gains		
	Num	Den	Rate	Num	Den	Rate	Rate	Num	Den	Rate	Num	Den	Rate
12-0-1 OhioMeansJobs Butler County	7	9	77.8%	10	12	83.3%	\$3,636	3	6	50.0%	4	79	5.1%
12-0-2 OhioMeansJobs Warren County	5	5	100.0%	3	3	100.0%	\$6,753	1	1	100.0%	2	12	16.7%
12-0-3 OhioMeansJobs Clermont County	17	20	85.0%	18	25	72.0%	\$3,000	0	3	0.0%	2	22	9.1%

## UNADJUSTED Quarterly WIOA Performance Report PY 2019 Q2

UNADJUSTED Quarterly WIOA Performance Report PY 2019 Q2							
Area 12		Counts			Percentages		
(July 1, 2019 - December 31, 2019)		Adult	Dislocated Worker	CCMEP WIOA Youth	Adult	Dislocated Worker	CCMEP WIOA Youth
SUMMARY INFORMATION							
Total Participants Served		152	66	297			
<b>Veterans Served</b>		<b>3</b>	<b>1</b>	<b>1</b>	<b>2.0%</b>	<b>1.5%</b>	<b>0.3%</b>
Total Participants Exited		56	27	7	36.8%	40.9%	2.4%
Total New PY19 Enrollees		67	30	48	44.1%	45.5%	16.2%
PARTICIPANT DEMOGRAPHICS <sup>1</sup>							
Gender	Male	65	35	115	42.8%	53.0%	38.7%
	Female	75	28	182	49.3%	42.4%	61.3%
	Did not disclose	12	3	0	7.9%	4.5%	0.0%
Age	<16	0	0	0	0.0%	0.0%	0.0%
	16 - 18	1	0	109	0.7%	0.0%	36.7%
	19 - 24	37	1	175	24.3%	1.5%	58.9%
	25 - 44	89	23	13	58.6%	34.8%	4.4%
	45 - 54	17	28	0	11.2%	42.4%	0.0%
	55 - 59	3	9	0	2.0%	13.6%	0.0%
	60+	5	5	0	3.3%	7.6%	0.0%
Status	In-School Youth (Youth Only)	NA	NA	33	NA	NA	11.1%
	Out-of-School Youth (Youth Only)	NA	NA	264	NA	NA	88.9%
Ethnicity/Race	Hispanic/Latino	5	0	27	3.3%	0.0%	9.1%
	American Indian/Alaskan Native	0	0	1	0.0%	0.0%	0.3%
	Asian	1	0	1	0.7%	0.0%	0.3%
	Black/African American	41	14	58	27.0%	21.2%	19.5%
	Native Hawaiian/Pacific Islander	1	0	0	0.7%	0.0%	0.0%
	White	97	48	216	63.8%	72.7%	72.7%
	More than One Race	4	0	12	2.6%	0.0%	4.0%
Education Level	Not a Secondary School Graduate or Equivalent	1	0	142	0.7%	0.0%	47.8%
	Secondary School Graduate or Equivalent	101	27	149	66.4%	40.9%	50.2%
	Completed 1 or more years of Postsecondary Education	20	10	3	13.2%	15.2%	1.0%
	Postsecondary Certification, License, or Educational Certificate	6	2	2	3.9%	3.0%	0.7%
	Associate's Degree	9	6	1	5.9%	9.1%	0.3%
	Bachelor's Degree or Equivalent	15	13	0	9.9%	19.7%	0.0%
	Attained a degree beyond a Bachelor's Degree	0	8	0	0.0%	12.1%	0.0%

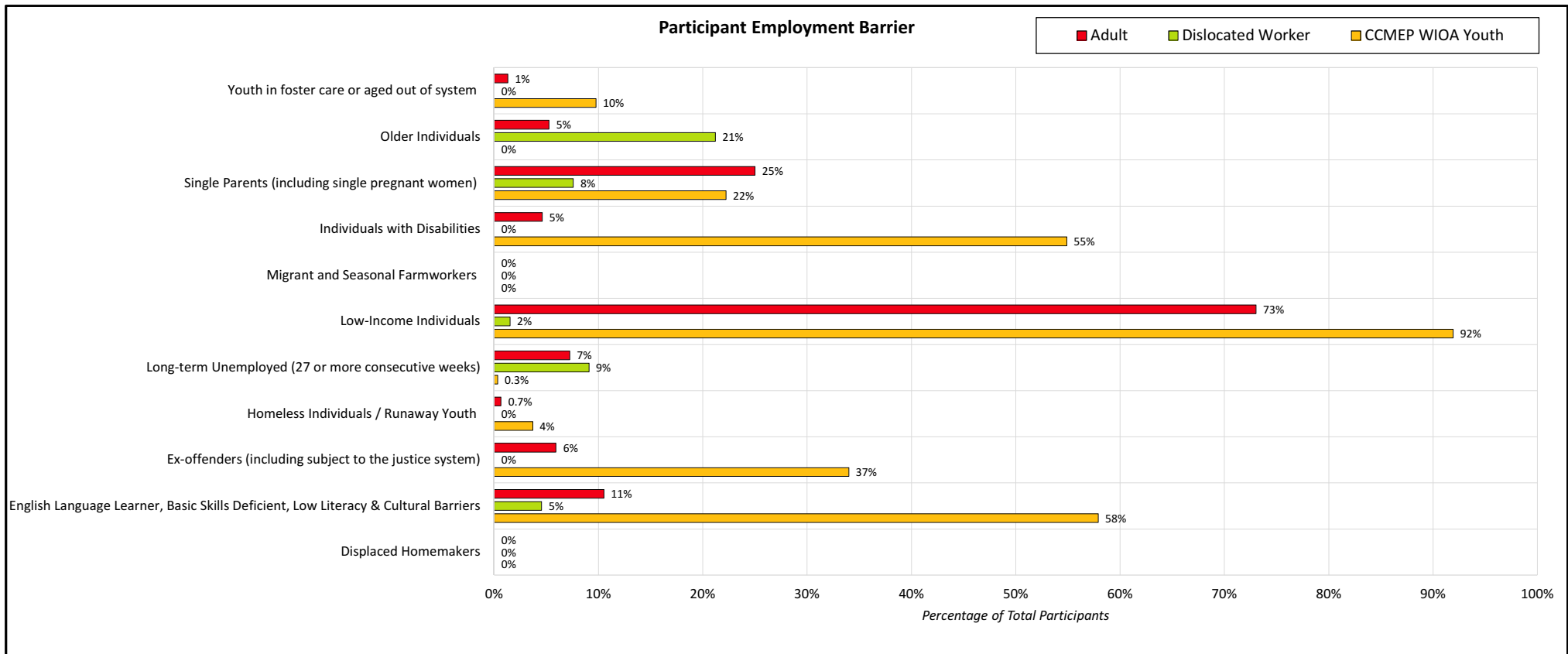


<sup>1</sup>Participant information is based on data given at the point of entry into the program.

## UNADJUSTED Quarterly WIOA Performance Report PY 2019 Q2

UNADJUSTED Quarterly WIOA Performance Report PY 2019 Q2						
Area 12	Counts			Percentages		
(July 1, 2019 - December 31, 2019)	Adult	Dislocated Worker	CCMEP WIOA Youth	Adult	Dislocated Worker	CCMEP WIOA Youth
<b>SUMMARY INFORMATION</b>						
Total Participants Served	152	66	297			
<b>PARTICIPANT EMPLOYMENT BARRIER<sup>2</sup></b>						
Displaced Homemakers	0	0	0	0.0%	0.0%	0.0%
English Language Learner, Basic Skills Deficient, Low Literacy & Cultural Barriers	16	3	172	10.5%	4.5%	57.9%
Ex-offenders (including subject to the justice system)	9	0	101	5.9%	0.0%	34.0%
Homeless Individuals / Runaway Youth	1	0	11	0.7%	0.0%	3.7%
Long-term Unemployed (27 or more consecutive weeks)	11	6	1	7.2%	9.1%	0.3%
Low-Income Individuals	111	1	273	73.0%	1.5%	91.9%
Migrant and Seasonal Farmworkers	0	0	0	0.0%	0.0%	0.0%
Individuals with Disabilities	7	0	163	4.6%	0.0%	54.9%
Single Parents (including single pregnant women)	38	5	66	25.0%	7.6%	22.2%
Older Individuals	8	14	0	5.3%	21.2%	0.0%
Youth in foster care or aged out of system	2	0	29	1.3%	0.0%	9.8%

<sup>2</sup>Barriers to Employment are determined at the point of entry into the program.





# Workforce Innovation and Opportunity Act (WIOA)

## Performance Report Glossary

---

**Adult:** A participant in the WIOA Adult program must meet all the following requirements: (a) Be legally authorized to work in the United States; (b) Be 18 years of age or older; (c) Be properly registered for selective service. (WIOAPL 15-02).

**Area Rate:** The actual level of performance achieved in the WIOA Local Area. It is the Area numerator (see “numerator”) divided by the Area denominator (see “denominator”) expressed as a percentage. The rate of median earnings is the exception; the median represents the mid-point between the value of the lowest wage reported and the value of the highest wage reported of the program participant’s performance measure cohort.

**Area Standard:** The local area negotiated level of performance. Local areas negotiate with the State of Ohio every two years to decide local area performance standards/goals.

**Baseline:** A starting point used for comparison. For performance measures without an established standard, data will be collected to establish a baseline and performance will be evaluated against a standard in future program years.

**Basic Skills Deficient:** A youth who has English reading, writing, or computing skills at or below the 8th grade level on a generally accepted standardized test or who is unable to compute or solve problems, or read, write, or speak English, at a level necessary to function on the job, in the individual’s family, or in society. (WIOAPL 15-03)

**CCMEP WIOA Youth:** A participant in the Comprehensive Case Management and Employment Program (CCMEP) WIOA Youth program is an individual between the ages of 14 and 21 who is attending school (see “In School Youth”), low income, and faces a number of barriers (in-school) or an individual between the ages of 16 and 24 who is not

attending school (See “Out-of-School Youth” and faces a number of barriers (including, but not limited to foster care/aged out, pregnant/parenting, disability). (WIOAPL 15-03.1)

**Cohort:** A group of participants who are evaluated for performance during the same time-period.

**Cohort Period:** The cohort period defines the time frame (in quarters) of participation or program exit that the cohort is being evaluated for the performance measure.

**Credential:** A nationally recognized degree or certificate which is State and locally recognized and indicates possession of some training, knowledge, or skill.

**Credential Attainment Rate:** The percentage of all program participants who attain a credential during participation or within 1 year after exit from the program, out of those enrolled in education or a training program leading to a recognized diploma, degree, or a credential.

**Denominator:** Count of the total number of eligible participants in a cohort for an individual measure; the bottom number in a ratio. For example, in the fraction 2/5, the number five is the denominator.

**Dislocated Worker:** A participant in the WIOA Dislocated Worker program must meet the requirements for WIOA Adults (see “Adult”) and additionally must also fall into one or more of the following eligibility categories as outlined in section 3(15)(A-E) of WIOA:  
Category A: Terminated or Laid Off, or Received a Notice of Termination or Layoff From Employment: Has been terminated or laid off or has received a notice of termination or layoff from employment; AND Is eligible for or has exhausted entitlement to unemployment compensation; OR Has been employed for a duration sufficient to

# Workforce Innovation and Opportunity Act (WIOA)

## Performance Report Glossary

---

demonstrate attachment to the workforce, but is not eligible for unemployment compensation due to insufficient earnings or having performed services for an employer that were not covered under a state unemployment compensation law; AND Is unlikely to return to a previous industry or occupation. **Category B: Plant Closure or Substantial Layoff:** Has been terminated or laid off, or has received a notice of termination or layoff, from employment as a result of any permanent closure of or any substantial layoff at a plant, facility, or enterprise; OR Is employed at a facility where the employer has made a general announcement that such facility will close within 180 days; OR For purposes of eligibility to receive services other than training services described in section 134(c)(3) of WIOA, career services described in section 134(c)(2)(A)(xii) of WIOA, or supportive services, is employed at a facility at which the employer has made a general announcement that such facility will close. **Category C: Self-Employed Individual:** Was self-employed (including employment as a farmer, a rancher, or a fisherman) but is unemployed as a result of natural disasters; or general economic conditions in the community where the individual resides. **Category D: Displaced Homemaker:** Is a displaced homemaker. **Category E: Military Spouse:** Is the spouse of a member of the Armed Forces on active duty (as defined in section 101(d)(1) of title 10, United States Code), and who has experienced a loss of employment as a direct result of relocation to accommodate a permanent change in duty state of such member; OR Is the spouse of a member of the Armed Forces on active duty and who meets the criteria of a displaced homemaker who is unemployed or underemployed and is experiencing difficulty in obtaining or upgrading employment. (WIOAPL 15-02).

**Displaced Homemakers:** An individual who has been providing unpaid services to family members in the home and who: Is unemployed or underemployed and is experiencing difficulty in obtaining or upgrading employment; AND Has been dependent on the income of another family member but is no longer supported by that income; OR Is the

dependent spouse of a member of the Armed Forces on active duty (as defined in Section 101(d)(1) of title 10, United States Code) and whose family income is significantly reduced because of a deployment (as defined in section 991(b) of title 10, United States Code, or pursuant to paragraph (4) of such section); a call or order to active duty pursuant to a provision of law preferred to in section 101(a)(13)(B) of title 10, United States Code; a permanent change of station; or a service-connected death or disability (as defined in section 101(16) of title 38, United States Code). (WIOAPL 15-02)

**Educational Level:** The participant's highest degree completed at the time of program enrollment.

**Education Status:** A youth participant's school status at the time of program enrollment. The youth is either attending school (i.e., "In-School") or not attending any school (i.e., "Out-of-School").

**Education, Training, or Employment 2<sup>nd</sup> Quarter After Exit:** The percentage of Youth program participants in education, training, or unsubsidized employment (see "Unsubsidized Employment") during the 2<sup>nd</sup> quarter after exit compared to all Youth program participants who have exited in the cohort period.

**Education, Training, or Employment 4<sup>th</sup> Quarter After Exit:** The percentage of Youth program participants in education, training, or unsubsidized employment (see "Unsubsidized Employment") during the 4<sup>th</sup> quarter after exit compared to all Youth program participants who have exited in the cohort.

**English Language Learners, Low Levels of Literacy, and Cultural Barriers:** An individual who meets any of the following: (a) An English Language Learner has limited ability in reading, writing, speaking, or comprehending the English language and whose native language is a

# Workforce Innovation and Opportunity Act (WIOA)

## Performance Report Glossary

---

language other than English or who lives in a family or community environment where a language other than English is the dominant language; (b) An individual with Low Levels of Literacy Is unable to read, write, or speak English at a level necessary to function on the job, or in the individual's family, or in society; or (c) An Individual with a Cultural Barrier perceives him or herself as possessing attitudes, beliefs, customs or practices that influence a way of thinking, acting, or working that may serve as a hindrance to employment.

**Employment 2<sup>nd</sup> Quarter After Exit:** The percentage of Adult or Dislocated Worker program participants in unsubsidized employment (see "Unsubsidized Employment") during the 2<sup>nd</sup> quarter after exit compared to all Adult or Dislocated Worker program participants who have exited in the cohort period.

**Employment 4<sup>th</sup> Quarter After Exit:** The percentage of Adult or Dislocated Worker program participants in unsubsidized employment (see "Unsubsidized Employment") during the 4<sup>th</sup> quarter after exit compared to all Adult or Dislocated Worker program participants who have exited in the cohort period.

**Exceeds Level:** The "exceeds" level represents 105% of the performance standard for an individual measure. The actual local area performance "exceeds" the standard for an individual performance measure when it is in excess of 105 percent of the performance standard for the measure.

**Excluded from Performance Measures:** A participant may be exited from the Adult, Dislocated Worker, or Youth program and excluded from performance reporting for the following reason(s): (a) The participant has become incarcerated in a correctional institution or has become a resident of an institution or facility providing 24-hour support (i.e., a hospital or treatment center) during the course of receiving

services; (b) The participant exits the program because of medical treatment. The treatment is expected to last longer than 90 days and precludes entry into unsubsidized employment (see "Unsubsidized Employment") or continued participation in the program; (c) The participant is deceased; (d) The participant is a member of the National Guard or other reserve military unit of armed forces and is called to active duty for at least 90 days; and (e) For the WIOA Youth program only, the participant is in the foster care system and exits the program because the participant has moved from the local area as part of such a program or system. (WIOAPL 17-02).

**Exit:** The term "exit" or "program exit" means a participant has not received a service funded by WIOA, or a partner program for 90 consecutive calendar days and is not scheduled for future services, except follow up services. The exit date represents the last day on which the individual received a service funded by WIOA, or a partner program.

**Ex-offender:** An adult or youth who is or has been subject to any stage of the criminal justice process, and for whom services under WIOA may be beneficial; or who requires assistance in overcoming barriers to employment resulting from a record of arrest or conviction. (WIOAPL15-20.1) (Section 3(38) of WIOA).

**Homeless Individuals / Runaway Youth:** An individual who lacks fixed, regular, and adequate nighttime residence and includes: (a) An individual who: Is sharing the housing of other persons due to loss of housing, economic hardship, or a similar reason; Is living in a motel, hotel, trailer park, campground due to the lack of alternative adequate accommodations; Is living in an emergency or transitional shelter; Is abandoned in a hospital; or Is awaiting foster care placement. (b) An individual who has a primary nighttime residence that is a public or private place not designed for or ordinarily used as a regular sleeping accommodation for human beings; or (c) Children and youth who are

# Workforce Innovation and Opportunity Act (WIOA)

## Performance Report Glossary

---

sharing the housing of other persons due to loss of housing, economic hardship, or a similar reason; are living in motels, hotels, trailer parks, or camping grounds due to the lack of alternative adequate accommodations; are living in emergency or transitional shelters; are abandoned in hospitals; or awaiting a foster care placement. (d) Children and youth who have a primary nighttime residence that is a public or private place not designed for or ordinarily used as a regular sleeping accommodation for human beings. (e) Children and youth who are living in cars, parks, public spaces, abandoned buildings, substandard housing, bus or train stations, or similar settings; and (f) Migratory children who qualify as homeless because the children are living in circumstances listed above. (WIOAPL 15-03)

**Individual with Disability:** Any person who has a physical, sensory, or mental impairment which substantially limits one or more major life activities per the Americans with Disabilities Act of 1990 (42 U.S.C. 12102) (ADA) and has a record of such impairment or is regarded as having such impairment. (WIOAPL 15-02 and 15-03).

**In-School Youth:** A youth, who at the time of enrollment, is: (a) Attending school; (b) Not younger than 14 or (unless an individual with a disability who is attending school under state law) older than age 21; (c) Is a low-income individual; and (d) Has one or more of the following barriers: basic skills deficient; An English language learner; An offender; A homeless individual (as defined in section 41403(6) of the Violence Against Women Act of 1994 (42 U.S.C. 14043e-2(6))), a homeless child or youth (as defined in section 725 (2) of the McKinney-Vento Homeless Assistance Act (42 U.S.C. 11434a(2))), a runaway, in foster care or has aged out of the foster care system, a child eligible for assistance under the John H. Chafee Foster Care Independence Program, or in an out-of-home placement; Pregnant or parenting; An individual with a disability; or An individual who requires additional assistance to complete an

education program or to secure or hold employment as defined by the local area. (WIOAPL 15-03).

**Lacks Transportation:** An individual who has no affordable or reliable means of travel to commute to child care, education, training, or employment that is located beyond a reasonable distance to walk or ride a bicycle, including having no reliable:

- Privately-owned vehicle;
- Public transit system;
- Public transit/human services solution per the county's coordinated transportation plan (available at <http://www.dot.state.oh.us/Divisions/Planning/Transit/Pages/LocallyDevelopedCoordinatedPlans.aspx>); or
- Regular car-pooling or ride-sharing options.

**Long-Term Unemployed:** An individual who has been unemployed for 27 or more consecutive weeks (WIOAPL 15-08.1).

**Low-Income Individuals:** An individual who: (a) Receives, or in the past 6 months has received, or is a member of a family that is receiving or in the past 6 months has received assistance through the Supplemental Nutrition Assistance Program (SNAP), Temporary Assistance for Needy Families (TANF), or the Supplemental Security Income (SSI) or local income-based public assistance. (b) Is in a family with a total family income that does not exceed the higher of: The poverty line; or 70% of the lower living standard income level. (c) Is a homeless individual; (d) Receives or is eligible to receive a free or reduced price lunch; (e) Is a foster child on behalf of whom the State or local government payments are made; or (f) Is an individual with disability whose own income meets the eligibility income requirements of clause (b) but who is a member of a family whose income does not meet this requirement. (WIOAPL 15-03)

# Workforce Innovation and Opportunity Act (WIOA)

## Performance Report Glossary

---

**Measurable Skill Gains:** The percentage of program participants who, during a program year, are in an education or training program that leads to a High School Diploma or its Equivalency, a recognized postsecondary credential or employment and who are achieving documented academic, technical, occupational, or other forms of progress, towards such a credential or employment. Gains will be based on attainment of one of the following: 1) gain in at least one educational functioning level; 2) High School Diploma or its Equivalency; 3) secondary/post-secondary transcript/report card showing that the participant is achieving the state unit's policies for academic standards; 4) satisfactory or better progress report towards established milestones from the employer/training provider who is providing training; or 5) successful completion of an exam that is required for a particular occupation, or progress in attaining technical or occupational skills as evidenced by trade-related benchmarks such as knowledge-based exams. A gain must be attained and documented by the end of each Program Year (June 30<sup>th</sup>).

**Median Earnings 2<sup>nd</sup> Quarter after Exit:** The median earnings of program participants in unsubsidized employment (see "Unsubsidized Employment") in the 2nd quarter after exit. The median represents the mid-point between the value of the lowest wage reported and the value of the highest wage reported of the cohort period. Employment and earnings will be verified via wage record data from several different sources.

**Meets Level:** The "meets" level represents 90% of the performance standard for an individual measure. The actual local area performance "meets" the standard for an individual performance measure when it falls in the range of 90 to 105 percent of the performance standard for the measure.

**Migrant and Seasonal Farmworker:** An individual who is employed, or was employed in the past 12 months, in farm work of a seasonal or temporary nature, including those whose agricultural labor requires travel to a job site such that they are unable to return to a permanent place of residence within the same day.

**Numerator:** Count of successful outcomes for an individual measure; the top number in a ratio. For example, in the fraction 2/5, the number two is the numerator.

**Older Individuals:** An individual age 55 or older.

**Out-of-School Youth:** A youth, who at the time of enrollment, is: (a) Not attending any school; (b) Not younger than 16 or older than age 24; and (c) Has one or more of the following barriers: A school dropout; A youth who is within the age of compulsory school attendance, but has not attended school for at least the most recent complete school year calendar quarter; A recipient of a secondary school diploma or its recognized equivalent who is a low-income individual and is basic skills deficient or an English language learner; An individual who is subject to the juvenile or adult justice system; A homeless individual (as defined in section 41403(6) of the Violence Against Women Act of 1994 (42 U.S.C. 14043e-2(6))), a homeless child or youth (as defined in section 725 (2) of the McKinney-Vento Homeless Assistance Act (42 U.S.C. 11434a(2))), a runaway, in foster care or has aged out of the foster care system, a child eligible for assistance under the John H. Chafee Foster Care Independence Program, or in an out-of-home placement; An individual who is pregnant or parenting; A youth who is an individual with a disability; or A low-income individual who requires additional assistance to enter or complete an educational program or to secure or hold employment as defined by the local area. (WIOAPL 15-03).

# Workforce Innovation and Opportunity Act (WIOA)

## Performance Report Glossary

---

**Participant:** An individual who has been determined to be eligible to participate in and who is receiving services, except follow-up services, authorized under WIOA. Participation shall be deemed to commence on the first day on which the individual began receiving either a youth program element, a career service triggering participation, or a training service

**Program Year (PY):** A program year begins on July 1st and ends on June 30th of the following year. For example, PY 19 begins on July 1st, 2019 and ends on June 30th, 2020.

**Single Parent:** A single, separated, divorced, or widowed individual who has primary responsibility for one or more dependent children under age 18 or a dependent with a disability (including a single pregnant woman).

**Statewide Rate:** The actual level of performance achieved statewide. It is the statewide numerator divided by the statewide denominator expressed as a percentage. The rate of median earnings is the exception; the median represents the mid-point between the value of the lowest wage reported and the value of the highest wage reported of the program participant's performance measure cohort.

**Unsubsidized Employment:** Employment in the private sector or public sector for which the employer does not receive a subsidy from public funds to offset all or a part of the wages and costs of employing an individual.

**Veteran:** An individual who served in the active military, naval, or air service, and who was discharged or released from such service under conditions other than dishonorable, which may include National Guard or Reserve personnel. (WIOAPL 15-02)

**Youth in Foster Care or Aged Out of System:** An individual who: (a) Is in the foster care system; (b) Has aged out of the foster care system; (c) Has attained age 16 and left foster care for kinship guardianship or adoption; (d) Is a child eligible for assistance under the John H. Chafee Foster Care Independence Program; or (e) Is in an out-of-home placement.